



**Course Index:** 18782

**Credits:** 3

**Class Meetings:** Mondays 11:30 a.m. – 12:50 p.m. (Period 3) • SC-205 (Scott Hall, Room 205)  
Thursdays 11:30 a.m. – 12:50 p.m. (Period 3) • SC-207 (Scott Hall, Room 207)

**Prerequisites:** 01:470:232 or equivalent or permission of the instructor

**Instructor:** Alexander E. Pichugin

**Office Address:** Department of Germanic, Russian and East European Languages and Literatures  
Rutgers Academic Building, Room 4134, 15 Seminary Place, New Brunswick, NJ 08901

**Office Phone:** 732.932.7201

**E-mail address:** [pichugin@rutgers.edu](mailto:pichugin@rutgers.edu)

**Office Hours:** Wednesdays, 06:00 p.m. – 07:00 p.m. & by appointment  
Scheduled meetings are given priority over walk-ins.

---

---

## Course Description

German, Austrian, and Swiss companies traditionally enjoy worldwide an excellent reputation representing innovation, quality and cutting-edge technology. EU Member States are collectively the United States' biggest trading partner, and Germany, as Europe's largest economy, is at the heart of that relationship. After China and the United States, Germany is the world's third-largest exporter. In 2017, bilateral trade between Germany and the US in goods and services totaled nearly \$238 billion, with U.S. exports of \$85 billion and imports of \$153 billion. US affiliates of German firms employ over 670,000 American workers. A great number of German corporations and banks have branches in New Jersey and the New York City area. Many companies name German as the language they would most like their employees to know.

This course presents an introduction to the language typically used in business settings in German-speaking countries. It prepares students to the use of the language in specific business-related contexts and helps them develop a better understanding of the German corporate culture. Throughout the semester the students will practice reading, writing, listening, and speaking on topics relevant to the German-language business environment, expanding specific vocabulary and reviewing some grammar points to further accuracy and fluency. During the semester the students will work with such topics as:

- Meeting business partners;
- Business trips, company visits, professional fairs;
- Offers, purchasing, and leasing;
- Job search and job interviews;
- Day-to-day office life;
- Office organization and equipment;
- Social meetings with business partners and small talk.

The course is taught in German with English used in comparisons and translation exercises.

### Learning Goals

By the end of the course students will be able to:

- use business-related vocabulary and phraseology;
- better orient themselves in specific business-related situations;
- demonstrate basic competency in German business practices;
- apply effective communication strategies in business-related settings;
- demonstrate competency in business-specific writing and conversation on the phone and in person.

### Study Materials

1. Norbert Becker, Jörg Braunert, Wolfram Schlenker. *Unternehmen Deutsch Grundkurs • Lehrbuch*. Stuttgart, Germany: Klett, 2008. ISBN 978-3-12-675740-9 (3-12-675740-5).
2. Norbert Becker, Jörg Braunert, Wolfram Schlenker. *Unternehmen Deutsch Grundkurs • Arbeitsbuch*. Stuttgart, Germany: Klett, 2009. ISBN 978-3-12-675741-6 (3-12-675741-3)
3. Norbert Becker, Jörg Braunert, Wolfram Schlenker. *Unternehmen Deutsch Grundkurs • 2 Audio-CDs*. Stuttgart, Germany: Klett, 2005. ISBN 978-3-12-675739-3 (3-12-675739-1)
4. Norbert Becker, Jörg Braunert, Wolfram Schlenker. *Unternehmen Deutsch Grundkurs • Wörterheft*. Stuttgart, Germany: Klett, 2009. ISBN 978-3-12-675738-6 (3-12-675738-3)

These materials are available at the Rutgers University official bookstore: Barnes and Noble at Rutgers University, Gateway Transit Building, 100 Somerset Street, New Brunswick, NJ 08901 • 732.246.8448 • <http://rutgers.bncollege.com>

5. Materials on Sakai
6. Handouts

Study materials and assignments are available on the Sakai website (<http://sakai.rutgers.edu>). All students officially enrolled in this course already have access to it. Students who do not have access need to contact the instructor. Students should check the website frequently for the most recent announcements and assignments.

---

## Course Requirements

### Class Participation • 10%

Active class participation is crucial for language learning. The following are the rubrics for participation:

	Attentiveness	Contribution	Use of German
Expectations are met (90–100%)	The student always pays attention.	The student is always eager to contribute to class discussion, exercises, and group work. The student often asks questions. The student always volunteers answers.	The student speaks only German during class.
Expectations are almost met (80–89%)	The student pays attention most of the time.	The student is usually eager to contribute to class discussion, exercises, and group work. The student occasionally asks questions and volunteers answers most of the time.	The student speaks German almost always during class.
Expectations are barely met (70–79%)	The student sometimes pays attention.	The student is occasionally eager to contribute to class discussion, exercises, and group work. The student occasionally asks questions and sometimes volunteers answers.	The student speaks German most of the time during class, but sometimes still switches to English.
Expectations are not met (65–69%)	The student rarely pays attention.	The student almost never contributes to class discussion, exercises, and group work. The student almost never asks questions or volunteers answers.	The student speaks German some of the time during class, and often switches to English.

### Oral Assignments • 10%

During the semester students will complete ten speaking assignments of various lengths that will be recorded outside the classroom using the online tool Vocaroo (<http://vocaroo.com>) or any other digital recording device and sent to the instructor by e-mail in MP3 format. The oral assignments will allow the students to demonstrate the breadth of the acquired business-related vocabulary, fluency and accuracy. All oral assignments must be completed by 10:00 a.m. on the dates indicated. Overdue assignments will be graded with 0 points.

### Written Assignments • 10%

During the semester students will complete ten writing assignments of different nature that will be sent to the instructor by e-mail in PDF format. The written assignments will allow the students to demonstrate the breadth of the acquired business-related vocabulary and phraseology, accuracy and organization of written text. All writing assignments must be completed by 10:00 a.m. on the dates indicated. Overdue assignments will be graded with 0 points.

### Workbook Exercises and Tests • 10%

During the semester students will complete workbook exercises and tests. These tasks might be completed on separate sheets of paper or directly in the *Workbook*. After completing the tests students must consult the answer keys for self-assessment. These exercises and tests will allow the students to solidify and reinforce the material covered in class. The *Workbook* has to be brought to each class as well as to all office hours.

☑ **Vocabulary Quizzes** • 10%

Learning business-related vocabulary is a crucial part of mastering business German. At the beginning of each class session the students will write a short quiz with the vocabulary they have reviewed for the session.

🗨 **Presentations** • 15%

Each student will make two presentations (*Referate*) on a sub-topic of their choice relevant to the topic of the day of the presentation. The sign-up list with topics and dates will be circulated in class. Each presentation consists of a 15-minute talk followed by a 15-minute question-and-answer session. The use of multimedia is encouraged. It is crucial that the presenters speak and not read; therefore the students should take time to practice their presenting skills. By 6:00 p.m. of the day before the presentation the presenter will submit the PowerPoint outline of the presentation as an e-mail attachment with the subject line **313 – Referat # – FirstName LastName**, e.g., **313 – Referat 2 – Michael Smith**. No links to clouds or shared folders are accepted. By the session following the presentation all other students write in their blog a critical comment on the presentation they heard, providing its summary and sharing their own thoughts on the topic.

★ **Examinations** • 35%

★ The Midterm Examination (15%) will take place at Session 12 (Monday, October 12) in Scott Hall, Room 205.

☆ The Final Examination (20%) will take place on Thursday, December 20. The place will be announced.

The format of the examinations will be discussed in class.

## Assessment

### Grade Composition

Aspect	Percentage
🗨 Class Participation	10%
🗨 Oral Assignments	10%
📄 Written Assignments	10%
📖 Workbook Exercises and Tests	10%
☑ Vocabulary Quizzes	10%
🗨 Presentations	15%
★ Midterm Examination	15%
☆ Final Examination	20%

### Grade Distribution

Grade	Points (%)
A	90–100
B+	85–89
B	80–84
C+	75–79
C	70–74
D	65–69
F	64 and below

---

## Communication with the Instructor

### @ E-Mail

The best way to contact the instructor outside the classroom is to email [pichugin@rutgers.edu](mailto:pichugin@rutgers.edu). Generally, the e-mails are answered within two working days. The subject line should start with [313 – FirstName LastName](#), e.g. [313 – Michael Smith – Question re...](#) (Please mind the spaces). This will help direct the message to the correct folder for quick processing. If the subject line is not formatted this way, the message may be read with delay.

### 📎 Progress Reports

On the dates indicated in the Syllabus, students will write short progress reports, where they reflect upon the course and their individual progress. They will describe what they have learned, what more they would like to learn, what aspects of the course they like and dislike and why. The reports are not graded. They help the instructor better coordinate the students' expectations and progress with the learning goals of the course. The reports have to be sent as PDF files named [313 – Progress Report # – FirstName LastName.pdf](#), e.g. [313 – Progress Report 2 – Michael Smith.pdf](#) (please mind the spaces) attached to an e-mail to [pichugin@rutgers.edu](mailto:pichugin@rutgers.edu) with the subject line [313 – Progress Report # – FirstName LastName](#), e.g. [313 – Progress Report 2 – Michael Smith](#) (please mind the spaces). The body of the e-mail should be left empty (it will not be read).

### 🕒 Mandatory Office Hours

The students will be required to attend two mandatory office hours (students are always welcome during regular office hours). This will give the students an opportunity to discuss individual questions and concerns. The sign-up sheet for the first round of mandatory office hours will be circulated in class.

## School and Department Policies

### Academic Integrity

Violation of academic integrity is an extremely serious matter; it can lead to a student's failing the course and being referred to the University's Office of Student Conduct for disciplinary action. When referring to ideas other than their own, students should always acknowledge their sources clearly and completely, whether they are quoting or paraphrasing. Note also that use of online translation services is not permitted as a tool for generating work submitted for course credit. Please see the University's policies on academic integrity at <http://academicintegrity.rutgers.edu> and discuss with the instructor any questions about this and related issues.

### Attendance

All students must attend regularly and arrive prepared. If a student expects to miss one or two classes, he/she should use the University Self-Reporting Absence website (<https://sims.rutgers.edu/ssra>) to indicate the date and the reason for the absence. An e-mail notification is automatically sent to the instructor. Those who miss more than two class sessions without a compelling excuse should expect a one-step reduction in the course grade (i.e. an A becomes a B+, a B+ becomes a B). Every additional three absences may entail a further one-step grade-reduction. Three late arrivals count as one absence.

**Note:** It is the responsibility of the student who has been absent (for any reason) to find out what he/she has missed and obtain materials that may have been handed out.

### Cell Phones

Cell phones and all other technological devices (tablets, iPods, audio players, etc.) must be turned off during class out of respect for fellow students and the instructor.

### Disability Support Services

Students who may be requesting accommodations due to disabilities are encouraged to familiarize themselves with procedures and policies regarding disability support services at the following website: <http://disabilityservices.rutgers.edu>. It is recommended that students seeking accommodations begin filing paperwork as soon as possible as the documentation review process may take up to 30 business days. Students are encouraged to speak with the instructor about these issues at the beginning of the term. All such conversations will be kept strictly confidential.

### Additional Assistance


Students are encouraged to come to their instructor's office hours with any questions and problems pertaining to class.



**The instructor reserves the right to make changes to the Syllabus.**


The latest version of this Syllabus is available on [Sakai](#) → [Syllabus](#).


---


































## Semesterplan

 = Aufgaben im Arbeitsbuch  
**W** = Wortschatzheft (Seiten)

 = Mündliche Aufgabe  
 = Schriftliche Aufgabe

 = Referat  
 ★ = Zwischenklausur

☆ = Klausur  
 = Fortschrittsbericht

LV	Datum	Thema	Hausaufgaben	Arbeit in der Klasse
01	Do 06.09.			Einführung • Kennenlernen • Semesterplan
02	Mo 10.09.	1. Erster Kontakt	Kursmaterialien besorgen  Mündliche Aufgabe 01 <b>W</b> 4–7	<input checked="" type="checkbox"/> Quiz 01 <ul style="list-style-type: none"> <li>• 01.1. <i>Guten Tag!</i></li> <li>• 01.2. <i>Familie und Beruf</i></li> <li>• 01.3. <i>Die Gruppe Allianz</i></li> </ul>
03	Do 13.09.		 S. 4–5: Üb. 1–7 • S. 6–7: Üb. 1–6 • S. 8–9: Üb. 1–6  Schriftliche Aufgabe 01 <b>W</b> 7–9	<input checked="" type="checkbox"/> Quiz 02 <ul style="list-style-type: none"> <li>• 01.4. <i>Karten, Ausweise, Scheine</i></li> <li>• 01.5. <i>Neue Kollegen</i></li> </ul>  Referat 01
04	Mo 17.09.	2. Besucher kommen	 S. 10–11: Üb. 1–7 • S. 12–13: Üb. 1–6 • S. 15: Üb. 1  Mündliche Aufgabe 02  Zusammenfassung des Referats 01 <b>W</b> 10–14	<input checked="" type="checkbox"/> Quiz 03 <ul style="list-style-type: none"> <li>• 02.1. <i>Wie war die Reise?</i></li> <li>• 02.2. <i>Herzlich willkommen!</i></li> <li>• 02.3. <i>Die Leute sind da.</i></li> </ul>
05	Do 20.09.		 S. 16–17: Üb. 1–6 • S. 18–19: Üb. 1–5 • S. 20–21: Üb. 1–7  Schriftliche Aufgabe 02 <b>W</b> 14–15	<input checked="" type="checkbox"/> Quiz 04 <ul style="list-style-type: none"> <li>• 02.4. <i>Wer sind die Leute?</i></li> <li>• 02.5. <i>Kate Carlson beginnt ihr Praktikum</i></li> </ul>  Referat 02
06	Mo 24.09.	3. Leute	 S. 22–23: Üb. 1–5 • S. 24–25: Üb. 1–4 • S. 27: Üb. 1  S. 28–29: Test 1 (Kapitel 1 & 2)  Mündliche Aufgabe 03  Zusammenfassung des Referats 02 <b>W</b> 16–19	<input checked="" type="checkbox"/> Quiz 05 <ul style="list-style-type: none"> <li>• 03.1. <i>Meine Familie</i></li> <li>• 03.2. <i>Auf einem Seminar</i></li> <li>• 03.3. <i>Eine Verabredung</i></li> </ul>
07	Do 27.09.		 S. 30–31: Üb. 1–6 • S. 32–34: Üb. 1–7 • S. 34–36: Üb. 1–8  Schriftliche Aufgabe 03 <b>W</b> 19–21  Fortschrittsbericht 1	<input checked="" type="checkbox"/> Quiz 06 <ul style="list-style-type: none"> <li>• 03.4. <i>Freizeit und Hobbys</i></li> <li>• 03.5. <i>An der Pforte</i></li> </ul>  Referat 03
08	Mo 01.10.	4. Bedarf, Bestellung, Kauf	 S. 36–38: Üb. 1–8 • S. 39: Üb. 1–2 • S. 41: Üb. 1  Mündliche Aufgabe 04  Zusammenfassung des Referats 03 <b>W</b> 22–25	<input checked="" type="checkbox"/> Quiz 07 <ul style="list-style-type: none"> <li>• 04.1. <i>Wir brauchen einen Drucker</i></li> <li>• 04.2. <i>Ich möchte einen Wagen mieten</i></li> <li>• 04.3. <i>Das Angebot</i></li> </ul>
09	Do 04.10.		 S. 42–44: Üb. 1–7 • S. 44–46: Üb. 1–6 • S. 46–48: Üb. 1–4  Schriftliche Aufgabe 04 <b>W</b> 25–27	<input checked="" type="checkbox"/> Quiz 08 <ul style="list-style-type: none"> <li>• 04.4. <i>Im Tagungshotel</i></li> <li>• 04.5. <i>Die Dienstreise</i></li> </ul>  Referat 04
10	Mo 08.10.	5. Im Büro und unterwegs	 S. 48–50: Üb. 1–6 • S. 50–51: Üb. 1–5 • S. 53: Üb. 1  S. 54–55: Test 2 (Kapitel 3 & 4)  Mündliche Aufgabe 05  Zusammenfassung des Referats 04 <b>W</b> 28–32	<input checked="" type="checkbox"/> Quiz 09 <ul style="list-style-type: none"> <li>• 05.1. <i>Das Praktikantenbüro</i></li> <li>• 05.2. <i>Entschuldigung, wie komme ich von hier zum...?</i></li> <li>• 05.3. <i>Und was machen wir mit...?</i></li> </ul>
11	Do 11.10.		 S. 56–57: Üb. 1–5 • S. 58–59: Üb. 1–6 • S. 60–61: Üb. 1–6  Schriftliche Aufgabe 05 <b>W</b> 32–33	Quiz 10 <ul style="list-style-type: none"> <li>• 05.4. <i>Unterwegs zur Firma Rohla</i></li> <li>• 05.5. <i>Vor der Messe</i></li> </ul>  Referat 05
12	Mo 12.10.		 S. 62–63: Üb. 1–6 • S. 64–65: Üb. 1–4 • S. 66: Üb. 1  Zusammenfassung des Referats 05	★ Zwischenklausur

LV	Datum	Thema	Hausaufgaben	Arbeit in der Klasse
13	Do 18.10.	6. Namen, Zahlen, Daten, Fakten	W 34–37	<input checked="" type="checkbox"/> Quiz 11 <ul style="list-style-type: none"> <li>• 06.1. <i>Das Mercedes-Benz Kundencenter Bremen</i></li> <li>• 06.2. <i>Chrono.data GmbH &amp; Co.KG</i></li> </ul>
14	Mo 22.10.		<ul style="list-style-type: none"> <li>📖 S. 68–69: Üb. 1–5 • S. 70–71: Üb. 1–4</li> <li>🗨️ Mündliche Aufgabe 06</li> <li>W 37–38</li> </ul>	<input checked="" type="checkbox"/> Quiz 12 <ul style="list-style-type: none"> <li>• 06.3. <i>Die Arbeitsorganisation in der Rückware</i></li> <li>• 06.4. <i>Drucker und Regale</i></li> </ul>
15	Do 25.10.		<ul style="list-style-type: none"> <li>📖 S. 72–73: Üb. 1–5 • S. 74–75: Üb. 1–6</li> <li>📖 Schriftliche Aufgabe 06</li> <li>W 38–39</li> <li>📄 Fortschrittsbericht 2</li> </ul>	<input checked="" type="checkbox"/> Quiz 13 <ul style="list-style-type: none"> <li>• 06.5. <i>Was für ein Typ bin ich?</i></li> </ul> 🗨️ Referat 06
16	Mo 29.10.	7. Auf Stellensuche	<ul style="list-style-type: none"> <li>📖 S. 76–77: Üb. 1–5 • S. 79: Üb. 1</li> <li>📖 S. 80–81: Test 3 (Kapitel 5 &amp; 6)</li> <li>📖 Zusammenfassung des Referats 4</li> <li>W 40–43</li> </ul>	<input checked="" type="checkbox"/> Quiz 14 <ul style="list-style-type: none"> <li>• 07.1. <i>Versicherungen</i></li> <li>• 07.2. <i>Welche Stelle passt?</i></li> </ul>
17	Do 01.11.		<ul style="list-style-type: none"> <li>📖 S. 82–84: Üb. 1–8 • S. 84–85: Üb. 1–5</li> <li>🗨️ Mündliche Aufgabe 07</li> <li>W 43–46</li> </ul>	<input checked="" type="checkbox"/> Quiz 15 <ul style="list-style-type: none"> <li>• 07.3. <i>Das Home-Office von Frau Hörbiger</i></li> <li>• 07.4. <i>Drei Versicherungen, drei Länder</i></li> </ul>
18	Mo 05.11.		<ul style="list-style-type: none"> <li>📖 S. 86–88: Üb. 1–7 • S. 88–90: Üb. 1–6</li> <li>📖 Schriftliche Aufgabe 07</li> <li>W 46–47</li> </ul>	<input checked="" type="checkbox"/> Quiz 16 <ul style="list-style-type: none"> <li>• 07.5. <i>Zwei Städte</i></li> </ul> 🗨️ Referat 07
19	Do 08.11.	8. Tagesplan, Wochenplan	<ul style="list-style-type: none"> <li>📖 S. 90–91: Üb. 1–5 • S. 93: Üb. 1</li> <li>📖 Zusammenfassung des Referats 5</li> <li>W 48–49</li> </ul>	<input checked="" type="checkbox"/> Quiz 17 <ul style="list-style-type: none"> <li>• 08.1. <i>Aufgaben über Aufgaben</i></li> <li>• 08.2. <i>Herr Sommer, sie sollen...</i></li> </ul>
20	Mo 12.11.		<ul style="list-style-type: none"> <li>📖 S. 94–95: Üb. 1–5 • S. 96–97: Üb. 1–5</li> <li>🗨️ Mündliche Aufgabe 08</li> <li>W 49–51</li> </ul>	<input checked="" type="checkbox"/> Quiz 18 <ul style="list-style-type: none"> <li>• 08.3. <i>Reiseplanung</i></li> <li>• 08.4. <i>Viel zu tun</i></li> </ul>
21	Do 15.11.		<ul style="list-style-type: none"> <li>📖 S. 98–100: Üb. 1–6 • S. 100–102: Üb. 1–5</li> <li>📖 Schriftliche Aufgabe 08</li> <li>W 51</li> <li>📄 Fortschrittsbericht 3</li> </ul>	<input checked="" type="checkbox"/> Quiz 19 <ul style="list-style-type: none"> <li>• 08.5. <i>Ein verrückter Tag – nichts hat geklappt!</i></li> </ul> 🗨️ Referat 08
22	Mo 19.11.	9. Rund um den Computer	<ul style="list-style-type: none"> <li>📖 S. 102–103: Üb. 1–6 • S. 105: Üb. 1</li> <li>📖 S. 106–107: Test 4 (Kapitel 7 &amp; 8)</li> <li>📖 Zusammenfassung des Referats 6</li> <li>W 52–55</li> </ul>	<input checked="" type="checkbox"/> Quiz 20 <ul style="list-style-type: none"> <li>• 09.1. <i>Einweisung für Frau Carlson</i></li> <li>• 09.2. <i>Was ist da passiert?</i></li> </ul>
23	Di 20.11.		<ul style="list-style-type: none"> <li>📖 S. 108–109: Üb. 1–5 • S. 109–111: Üb. 1–6</li> <li>🗨️ Mündliche Aufgabe 09</li> <li>W 55–56</li> </ul>	<input checked="" type="checkbox"/> Quiz 21 <ul style="list-style-type: none"> <li>• 09.3. <i>Hilfe, der Computer spinnt!</i></li> <li>• 09.4. <i>Störungen beseitigen, Defekte und Schäden beheben</i></li> </ul>
24	Mo 26.11.		<ul style="list-style-type: none"> <li>📖 S. 112–113: Üb. 1–6 • S. 114–115: Üb. 1–7</li> <li>📖 Schriftliche Aufgabe 09</li> <li>W 57</li> </ul>	<input checked="" type="checkbox"/> Quiz 22 <ul style="list-style-type: none"> <li>• 09.5. <i>Reparatur oder Neukauf?</i></li> </ul> 🗨️ Referat 09
25	Do 29.11.	10. Neu im Betrieb	<ul style="list-style-type: none"> <li>📖 S. 116–117: Üb. 1–8 • S. 119: Üb. 1</li> <li>📖 Zusammenfassung des Referats 7</li> <li>W 58–60</li> </ul>	<input checked="" type="checkbox"/> Quiz 23 <ul style="list-style-type: none"> <li>• 10.1. <i>Willkommen bei uns!</i></li> <li>• 10.2. <i>Kleine Feiern</i></li> </ul>
26	Mo 03.12.		<ul style="list-style-type: none"> <li>📖 S. 120–122: Üb. 1–8 • S. 122–124: Üb. 1–7</li> <li>🗨️ Mündliche Aufgabe 10</li> <li>W 61–63</li> </ul>	<input checked="" type="checkbox"/> Quiz 24 <ul style="list-style-type: none"> <li>• 10.3. <i>Ach, das ist ja interessant...</i></li> <li>• 10.4. <i>Das Betriebsrestaurant</i></li> </ul>
27	Do 06.12.		<ul style="list-style-type: none"> <li>📖 S. 124–126: Üb. 1–6 • S. 126–128: Üb. 1–6</li> <li>📖 Schriftliche Aufgabe 10</li> <li>W 63</li> </ul>	<input checked="" type="checkbox"/> Quiz 25 <ul style="list-style-type: none"> <li>• 10.5. <i>Die Verabschiedung</i></li> </ul> 🗨️ Referat 10
28	Mo 10.12.		<ul style="list-style-type: none"> <li>📖 S. 128–129: Üb. 1–3 • S. 131: Üb. 1</li> <li>📖 S. 132–133: Test 5 (Kapitel 9 &amp; 10)</li> <li>📖 Zusammenfassung des Referats 8</li> </ul>	! Zusammenfassung und Wiederholung
	Do 20.12 12.00-15.00		! Wiederholung und Vorbereitung auf die Klausur	☆ Klausur