

---

# Elementary German I

**Course Number:** 01:470:101:01  
**Course Index:** 00207  
**Semester:** Fall 2019  
**Credits:** 4  
**Meetings:** Mondays, 11:30 – 12:50 (Period 3)  
Wednesdays, 11:30 – 12:50 (Period 3)  
Thursdays, 11:30 – 12:50 (Period 3) } Scott Hall, Room 115



**Prerequisites:** This course is designed for beginning students, i.e. those without prior knowledge of German. Anyone who has taken two or more years of high-school German may not enroll in this course. If they do enroll, they will receive no credit.

**Instructor:** Arielle Friend

**Office Address:** Department of Germanic, Russian and East European Languages and Literatures  
Rutgers Academic Building, Room 4135, 15 Seminary Place, New Brunswick, NJ 08901

**E-mail address:** [aef101@scarletmail.rutgers.edu](mailto:aef101@scarletmail.rutgers.edu)

**Office Hours:** Thursdays, 1:00 p.m. – 2:00 p.m. & by appointment.  
Scheduled meetings are given priority over walk-ins.

## Course Description

This course will introduce students to the language and culture of German-speaking countries, using both prepared and authentic materials with theme-related vocabulary and grammatical structures. Students will have the opportunity to practice listening, reading, writing, and speaking in German through in-class activities and homework assignments.

The program of the course corresponds to the Level A1 (Elementary) of the Common European Framework of Reference for Languages (CEFR), a widely accepted European standard for language proficiency.

By the end of the semester students will be able to:

- understand and use familiar everyday expressions and very basic phrases aimed at the satisfaction of needs of a concrete type
- introduce themselves and others and can ask and answer questions about personal details such as where he/she lives, people they know and things they have
- interact in a simple way provided the other person talks slowly and clearly and is prepared to help.

More specifically, students will be able to:

- talk about themselves, their families, and their origins
- talk about weather and clothing
- order food and drinks in a restaurant or a café, discuss food and cooking, use cooking recipes
- discuss different living situations, talk about houses, rooms, etc.
- talk about their time and make appointments
- orient themselves in a German-speaking urban setting and ask for directions
- talk about things that happened in the past;
- talk about professions, job, study, recreation, and daily life
- talk about some major landmarks and places of interest of the German-speaking countries
- talk about health and health issues
- express their intentions, obligations and necessities.

The course is taught in German with some explanation of grammar points in English.

---

## Study Materials




### Main Textbook • Required

Hermann Funk and Christina Kuhn. *Studio [21]. Grundstufe A1: Gesamtband Deutsch-Englisch. Kurs- und Übungsbuch mit DVD-ROM*. Berlin: Cornelsen, 2015. ISBN: 978-3-06-520105-6.

The package contains the textbook and the DVD-ROM with e-book, audio, interactive exercises and videoclips. The package is available at the Rutgers Bookstore and elsewhere online.


The link to the online version of the book: [https://static.comelsen.de/bgd/97/83/06/52/01/05/6/9783065201056\\_x1LIAB](https://static.comelsen.de/bgd/97/83/06/52/01/05/6/9783065201056_x1LIAB)



### Grammar Book • Recommended

Cecile Zorach, Charlotte Melin, Elizabeth A. Kautz. *English Grammar for Students of German: The Study Guide for Those Learning German*. 6<sup>th</sup> ed. Ann Arbor, MI: The Olivia & Hill Press, 2014. ISBN-13: 9780934034432.

Each chapter covers a grammar point: i.e., a part of speech (noun, verb, pronoun), a word's function in a sentence (subject, direct object, indirect object), or a grammatical term (tense, conjugation, declension, gender). It explains both German and English grammars as they relate to each other and points out similarities, differences, and explains typical difficulties.



### Materials on Canvas


[Canvas](#) → [Modules](#) → Module with the Number and Date of the Class Session



### Handouts

Handouts are distributed in class.

## Course Website



### Canvas

Canvas (<https://tlt.rutgers.edu/canvas>) is the main website for the course. Canvas contains the required course materials and assignments. It is also used for in-class vocabulary quizzes.

All students enrolled in this course should already have access to its Canvas website. Students who do not have access need to contact the instructor. Students should check the website frequently.

A desktop or laptop computer is recommended for completing course assignments – not a smartphone or tablet. Most browsers (e.g., Firefox, Chrome, Edge, Internet Explorer, Safari) can be used with Canvas. Students can also use mobile devices to access Canvas from an updated browser (i.e., latest two browser versions) on an Android or iOS device. The list of supported browsers can be found at <https://guides.instructure.com/m/67952/1/720329-which-browsers-does-canvas-support>. Rutgers Libraries have computers available for student use.

Students having any technical questions or issues with Canvas or needing technical assistance should contact the Rutgers Online Learning Helpdesk ([athelp@canvas.rutgers.edu](mailto:athelp@canvas.rutgers.edu) • 877.361.1134, available 24/7).

## Course Requirements

### 🔊 Class Participation • 10%

Active class participation is crucial for language learning. The following are the rubrics for participation:

	Attentiveness	Contribution	Use of German
Expectations are met (90–100%)	The student always pays attention.	The student is always eager to contribute to class discussion, exercises, and group work. The student often asks questions. The student always volunteers answers.	The student speaks only German during class.
Expectations are almost met (80–89%)	The student pays attention most of the time.	The student is usually eager to contribute to class discussion, exercises, and group work. The student occasionally asks questions and volunteers answers most of the time.	The student speaks German almost always during class.
Expectations are barely met (70–79%)	The student sometimes pays attention.	The student is occasionally eager to contribute to class discussion, exercises, and group work. The student occasionally asks questions and sometimes volunteers answers.	The student speaks German most of the time during class, but sometimes still switches to English.
Expectations are not met (65–69%)	The student rarely pays attention.	The student almost never contributes to class discussion, exercises, and group work. The student almost never asks questions or volunteers answers.	The student speaks German some of the time during class, and often switches to English.

### 📄 Homework Assignments • 25%

- The homework assignments listed in the Syllabus must be completed online on the Canvas website by the deadline indicated. The assignments will automatically close after the deadline; students who have not submitted the assignment will automatically get a zero grade for that assignment.
- Note: There might be homework assignments not listed on the Syllabus given by the instructor during class.

### 📄 Vocabulary Quizzes • 15%

Learning vocabulary is a crucial part of mastering a language. In the beginning of each class session students will perform a 3-minute quiz based on the vocabulary portion learned for that class session. Students will perform the quiz electronically using their computers with internet access. The links to the vocabulary quizlets can be found in corresponding modules on Canvas. Quizlets are different online learning activities that make learning vocabulary faster and in a more entertaining way.

### 🗣️ Oral Tests • 15%







During the semester students will complete three speaking tasks of increasing length and complexity that will be recorded outside the classroom using Canvas. The instructions for each oral test will be available on Canvas. These tasks will allow the students to demonstrate their breadth of vocabulary, fluency, comprehensibility, and mastery of grammar structures.

### ★ Examinations • 35%

- ★ The Midterm Examination (15%) will take place on Thursday, October 24 (Session 23), in Murray Hall, Room 207.
- ☆ The Final Examination (20%) will take place on the date announced.

## Assessment

### Grade Composition

Aspect	Percentage
 Class Participation	10%
 Homework Assignments	25%
 Vocabulary Quizzes	15%
 Oral Tests	15%
 Midterm Examination	15%
 Final Examination	20%

### Grade Distribution

Grade	Points (%)
A	90–100
B+	85–89
B	80–84
C+	75–79
C	70–74
D	65–69
F	Below 65

## Communication with the Instructor

### @ E-Mail

The best way to contact the instructor outside the classroom is to e-mail [pichugin@rutgers.edu](mailto:pichugin@rutgers.edu). Generally the e-mails are answered within two business days. The e-mail subject line should start with **101 – FirstName LastName**, e.g. **101 – Michael Smith – Question re. ...** (Please mind the spaces). This will help direct the message to the correct folder for quick processing. If the subject line is formatted differently, the message may be read with delay.

### Progress Reports

On the dates indicated in the Syllabus, students will write short progress reports, where they reflect upon the course and their individual progress. They will describe what they have learned, what more they would like to learn, what aspects of the course they like or dislike and why. The reports are not graded. They help the instructor better coordinate the students' expectations and progress with the learning goals of the course. The reports have to be sent as \*.pdf files named **101 – Progress Report # – FirstName LastName.pdf**, e.g. **101 – Progress Report 2 – Michael Smith.pdf** and attached to an e-mail message sent to [pichugin@rutgers.edu](mailto:pichugin@rutgers.edu) with the subject line **101 – FirstName LastName – Progress Report #**, e.g. **101 – Progress Report 2 – Michael Smith**.

### Office Hours

The students are welcome to come to the office hours at the times indicated on p. 1. This will give the students an opportunity to work with the instructor on individual language and skill needs and discuss individual questions and concerns.

---

## School and Department Policies

### Academic Integrity

Violation of academic integrity is an extremely serious matter; it can lead to a student's failing the course and being referred to the University's Office of Student Conduct for disciplinary action. When referring to ideas other than their own, students should always acknowledge their sources clearly and completely, whether they are quoting or paraphrasing. Note also that use of online translation services is not permitted as a tool for generating work submitted for course credit. Please see the University's policies on academic integrity at <http://academicintegrity.rutgers.edu> and discuss with the instructor any questions about this and related issues.

### Attendance

All students must attend regularly and arrive prepared. If a student expects to miss one or two classes, he/she should use the University Self-Reporting Absence website (<https://sims.rutgers.edu/ssra>) to indicate the date and the reason for the absence. An e-mail notification is automatically sent to the instructor. Those who miss more than two class sessions without a compelling excuse should expect a one-step reduction in the course grade (i.e. an A becomes a B+, a B+ becomes a B). Every additional three absences may entail a further one-step grade-reduction. Three late arrivals count as one absence.

**Note:** It is the responsibility of the student who has been absent (for any reason) to find out what he/she has missed and obtain materials that may have been handed out.

### Use of Electronic Devices

Cell phones must be put on vibrate and all other electronic devices (iPods, iPads, tablets, audio players, etc.) must be turned off during class out of respect for fellow students and the instructor. The use of laptops is only allowed for class-related purposes.

## Recommended Activities

### 1-Credit Introductory German Courses

The two courses below are designed primarily for students enrolled in Elementary German 101 and 102. Both are 1-credit courses and have no exam at the end. Both of these courses will give the students an additional opportunity to practice German at an introductory level.

#### 103 • German for Travel • Thursdays 1:10 p.m. – 2:30 • AB-3100

This course will introduce you to the language and culture of German-speaking countries focusing on the language competencies particularly relevant in travel situations. You will learn to speak about yourself in general and as traveler; ask basic travel questions; discuss your travel interests; learn about German-speaking countries and their inhabitants; orient yourself regarding the means of transportation and accommodations used in Europe; and learn to purchase tickets and book hotel rooms on German-language websites.

#### 104 • German Conversation • Wednesdays 2:50 – 4:10 • AB-3450

This course will introduce you to the language and culture of German-speaking countries focusing on the language competencies particularly relevant for oral communication in everyday situations. You will learn how to speak about yourself; ask basic questions; share basic information about your family and relatives; speak about your studies; speak about objects relevant to everyday situations; speak about the weather; and express your likes and dislikes.

### 3-Credit German for Reading Knowledge

#### 105 • German for Reading Knowledge • Tuesdays 6:10 p.m. – 7:30 • SC-102

This hybrid course, taught in English and German, develops the basic reading competencies in the German language. Texts read in the course are chosen from the humanities, the natural sciences, and the social sciences. By the end of the semester students will be able to • apply specific reading strategies to reading a text in German; read a text in German with correct pronunciation; recognize some grammar phenomena and apply this knowledge to understanding; apply some basic passive vocabulary to reading German texts; efficiently use online and paper-based dictionaries.

### German Movie Nights

All Rutgers students of German are invited to German Movie Nights organized bi-weekly. The movies are shown in German with English subtitles. Admission is free. Further information will be distributed via German Interest listserv.

---

---

## Assistance and Support Services

### Additional Assistance

Students are encouraged to come to their instructor's office hours with any questions and problems pertaining to class. Any student who needs additional help should contact the Learning Resource Center or the Department's tutors as soon as possible. Further details can be found at the Department website: <http://german.rutgers.edu>.

### Dean of Students

- <http://deanofstudents.rutgers.edu>

### Global/International Services

- <http://globalservices.rutgers.edu>

### Public Safety

- RUPD: <http://publicsafety.rutgers.edu/rupd>
- Department of Transportation Services: <http://rudots.rutgers.edu>

### Rutgers Health Services

- Student Health: <http://health.rutgers.edu>
- Student Medical Services: <http://rhsmmedical.rutgers.edu>
- Pharmacy: <http://rhsparmacy.rutgers.edu>
- Health Outreach, Promotion & Education (H.O.P.E.): <http://rhshope.rutgers.edu>

### Disability Support Services

Rutgers University welcomes students with disabilities into all of its educational programs. In order to receive consideration for reasonable accommodations, students with a disability have to familiarize themselves with procedures and policies regarding disability support services at the following website: <http://ods.rutgers.edu>. It is recommended that students seeking accommodations begin filing paperwork as soon as possible as the documentation review process may take up to 30 business days. Students are encouraged to speak with the instructor about these issues at the beginning of the term. All such conversations will be kept strictly confidential.

<https://ods.rutgers.edu> • 848.445.6800 • Lucy Stone Hall, Suite A145, 54 Joyce Kilmer Avenue, Piscataway, NJ 08854

### Counseling, ADAP & Psychiatric Services (CAPS)

CAPS is a University mental health support service that includes counseling, alcohol and other drug assistance, and psychiatric services staffed by a team of professional within Rutgers Health services to support students' efforts to succeed at Rutgers University. CAPS offers a variety of services that include individual and group therapy, workshops, crisis intervention, referral to specialists in the community and consultation and collaboration with campus partners.

[www.rhscaps.rutgers.edu](http://www.rhscaps.rutgers.edu) • 848.932.7884 • 17 Senior Street, New Brunswick, NJ 08901

### Just In Case Web App

This mobile application (<http://codu.co/cee05e>) helps access helpful mental-health information and resources in a mental health crisis on a smartphone or tablet and easily contact CAPS or RUPD.

### Violence Prevention & Victim Assistance (VPVA)

The Office for Violence Prevention and Victim Assistance provides confidential crisis intervention, counseling and advocacy for victims of sexual and relationship violence and stalking to students, staff and faculty.

[www.vpva.rutgers.edu](http://www.vpva.rutgers.edu) • 848.932.1181 • 3 Bartlett Street, New Brunswick, NJ 08901

### Scarlet Listeners

This free and confidential peer counseling and referral hotline provides students with a comforting and supportive safe space.

<http://www.scarletlisteners.com> • 732.247.5555

---

## Semesterplan

LV	Datum	Thema	Hausaufgaben	Arbeit in der Klasse
01	Mi. 04.09.	Start auf Deutsch		
02	Do. 05.09.		<ul style="list-style-type: none"> <li>▢ Quizlet 00.1</li> <li>▢ Quizlet 00.2</li> </ul>	<ul style="list-style-type: none"> <li>▢ Quiz 00 (based on Quizlets 00.1 &amp; 00.2; not graded)</li> <li>🌀 0.1. Deutsch sehen und hören</li> <li>🌀 0.2. Im Deutschkurs</li> </ul>
03	Mo. 09.09.		<ul style="list-style-type: none"> <li>▢ Quizlet 00.3</li> <li>▢ Quizlet 00.4</li> </ul>	<ul style="list-style-type: none"> <li>🌀 0.3. Das Alphabet</li> <li>🌀 0.4. Internationale Wörter</li> </ul>
04	Mi. 11.09.	01. Kaffee oder Tee?	<ul style="list-style-type: none"> <li>▢ Quizlet 01.1</li> <li>▢ Quizlet 01.2</li> </ul>	<ul style="list-style-type: none"> <li>▢ Quiz 01 (based on Quizlets 01.1 &amp; 01.2)</li> <li>🌀 1.1. Im Café</li> <li>🌀 1.2. Wer? Woher? Was?</li> </ul>
05	Do. 12.09.		<ul style="list-style-type: none"> <li>▢ Aufgabe 01</li> <li>▢ Quizlet 01.3</li> </ul>	<ul style="list-style-type: none"> <li>▢ Quiz 02 (based on Quizlet 01.3)</li> <li>🌀 1.3. Zahlen und zählen</li> </ul>
06	Mo. 16.09.		<ul style="list-style-type: none"> <li>▢ Aufgabe 02</li> <li>▢ Quizlet 01.4</li> </ul>	<ul style="list-style-type: none"> <li>▢ Quiz 03 (based on Quizlet 01.4)</li> <li>🌀 1.4. Telefonnummern und Rechnungen</li> </ul>
07	Mi. 18.09.	02. Sprache im Kurs	<ul style="list-style-type: none"> <li>▢ Aufgabe 03</li> <li>▢ Quizlet 02.1</li> <li>▢ Quizlet 02.2</li> </ul>	<ul style="list-style-type: none"> <li>▢ Quiz 04 (based on Quizlets 02.1 &amp; 02.2)</li> <li>🌀 2.1. Wörter und Fragen</li> <li>🌀 2.2. Mit Wörterbüchern arbeiten</li> </ul>
08	Do. 19.09.		<ul style="list-style-type: none"> <li>▢ Aufgabe 04</li> <li>▢ Quizlet 02.3</li> </ul>	<ul style="list-style-type: none"> <li>▢ Quiz 05 (based on Quizlet 02.3)</li> <li>🌀 2.3. Ist das ein ...? Nein, das ist kein ...</li> </ul>
09	Mo. 23.09.		<ul style="list-style-type: none"> <li>▢ Aufgabe 05</li> <li>▢ Quizlet 02.4</li> </ul>	<ul style="list-style-type: none"> <li>▢ Quiz 06 (based on Quizlet 02.4)</li> <li>🌀 2.4. Menschen, Kurse, Sprachen</li> </ul>
10	Mi. 25.09.	03. Städte – Länder – Sprachen	<ul style="list-style-type: none"> <li>▢ Aufgabe 06</li> <li>▢ Quizlet 03.1</li> <li>▢ Quizlet 03.2</li> </ul>	<ul style="list-style-type: none"> <li>▢ Quiz 07 (based on Quizlets 03.1 &amp; 03.2)</li> <li>🌀 3.1. Sehenswürdigkeiten in Europa</li> <li>🌀 3.2. Menschen, Städte, Sprachen</li> </ul>
11	Do. 26.09.		<ul style="list-style-type: none"> <li>▢ Aufgabe 07</li> <li>▢ Quizlet 03.4</li> </ul>	<ul style="list-style-type: none"> <li>▢ Quiz 08 (based on Quizlet 03.4)</li> <li>🌀 3.3. Warst du schon in ...? Fragen und Antworten</li> <li>🌀 3.4. Die Lindenstraße – eine deutsche TV-Serie</li> </ul>
12	Mo. 30.09.		<ul style="list-style-type: none"> <li>▢ Aufgabe 08</li> <li>▢ Quizlet 03.5</li> </ul>	<ul style="list-style-type: none"> <li>▢ Quiz 09 (based on Quizlet 03.5)</li> <li>🌀 3.5. Über Länder und Sprachen sprechen</li> <li>🌀 Station 1 • Wiederholung (= Review)</li> </ul>
13	Mi. 02.10.	04. Menschen und Häuser	<ul style="list-style-type: none"> <li>▢ Aufgabe 09</li> <li>🌀 Mündliche Prüfung 1</li> <li>▢ Quizlet 04.1</li> <li>▢ Quizlet 04.2</li> </ul>	<ul style="list-style-type: none"> <li>▢ Quiz 10 (based on Quizlets 04.1 &amp; 04.2)</li> <li>🌀 4.1. Wohnen in Deutschland, Österreich und der Schweiz</li> <li>🌀 4.2. Wohnungen beschreiben</li> </ul>
14	Do. 03.10.		<ul style="list-style-type: none"> <li>▢ Aufgabe 10</li> <li>▢ Quizlet 04.3</li> <li>▢ Quizlet 04.4</li> </ul>	<ul style="list-style-type: none"> <li>▢ Quiz 11 (based on Quizlets 04.3 &amp; 04.4)</li> <li>🌀 4.3. Meine Wohnung – deine Wohnung</li> <li>🌀 4.4. Zimmer und Möbel</li> </ul>
15	Mo. 07.10.		<ul style="list-style-type: none"> <li>▢ Aufgabe 11</li> <li>▢ Quizlet 04.5</li> <li>▢ Quizlet 04.6</li> <li>▢ Quizlet 04.7</li> </ul>	<ul style="list-style-type: none"> <li>▢ Quiz 12 (based on Quizlets 04.5, 04.6 &amp; 04.7)</li> <li>🌀 4.5. Wörter lernen mit System</li> <li>🌀 4.6. Der Umzug</li> <li>🌀 4.7. Wohnen interkulturell</li> </ul>

LV	Datum	Thema	Hausaufgaben	Arbeit in der Klasse
16	Mi. 09.10.	05. Termine	<ul style="list-style-type: none"> <li>□ Aufgabe 12</li> <li>□ Quizlet 05.1</li> <li>□ Quizlet 05.2</li> </ul>	<ul style="list-style-type: none"> <li>□ Quiz 13 (based on Quizlets 05.1 &amp; 05.2)</li> <li>🌀 5.1. Uhrzeiten</li> <li>🌀 5.2. Wochentage und Zeiten</li> </ul>
17	Do. 10.10.		<ul style="list-style-type: none"> <li>□ Aufgabe 13</li> <li>□ Quizlet 05.3</li> </ul>	<ul style="list-style-type: none"> <li>□ Quiz 14 (based on Quizlet 05.3)</li> <li>🌀 5.3. Termine und Verabredungen</li> </ul>
18	Mo. 14.10.		<ul style="list-style-type: none"> <li>□ Aufgabe 14</li> <li>□ Quizlet 05.4</li> </ul>	<ul style="list-style-type: none"> <li>□ Quiz 15 (based on Quizlet 05.4)</li> <li>🌀 5.4. Keine Zeit!</li> </ul>
19	Mi. 16.10.	06. Orientierung	<ul style="list-style-type: none"> <li>□ Aufgabe 15</li> <li>□ Quizlet 06.1</li> <li>□ Quizlet 06.2</li> </ul>	<ul style="list-style-type: none"> <li>□ Quiz 16 (based on Quizlets 06.1 &amp; 06.2)</li> <li>🌀 6.1. Arbeiten in Leipzig</li> <li>🌀 6.2. In der Unibibliothek</li> </ul>
20	Do. 17.10.		<ul style="list-style-type: none"> <li>□ Aufgabe 16</li> <li>□ Quizlet 06.3</li> <li>□ Quizlet 06.4</li> </ul>	<ul style="list-style-type: none"> <li>□ Quiz 17 (based on Quizlets 06.3 &amp; 06.4)</li> <li>🌀 6.3. Wo ist mein Terminkalender?</li> <li>🌀 6.4. Termine machen</li> </ul>
21	Mo. 21.10.		<ul style="list-style-type: none"> <li>□ Aufgabe 17</li> <li>□ Quizlet 06.5</li> </ul>	<ul style="list-style-type: none"> <li>□ Quiz 18 (based on Quizlet 06.5)</li> <li>🌀 6.5. Die Stadt Leipzig – zwischen Bach und Porsche</li> <li>🌀 Station 2 • Wiederholung</li> </ul>
22	Mi. 23.10.		<ul style="list-style-type: none"> <li>□ Aufgabe 18</li> <li>🗨 Mündliche Prüfung 2</li> </ul>	Vorbereitung auf die Zwischenklausur
23	Do. 24.10.		Vorbereitung auf die Zwischenklausur	□ Zwischenklausur
24	Mo. 28.10.	07. Berufe	<ul style="list-style-type: none"> <li>□ Quizlet 07.1</li> <li>□ Quizlet 07.2</li> </ul>	<ul style="list-style-type: none"> <li>□ Quiz 19 (based on Quizlets 07.1 &amp; 07.2)</li> <li>🌀 7.1. Was machen Sie beruflich?</li> <li>🌀 7.2. Berufe und Tätigkeiten</li> </ul>
25	Mi. 30.10.		<ul style="list-style-type: none"> <li>□ Aufgabe 19</li> <li>□ Quizlet 07.3</li> </ul>	<ul style="list-style-type: none"> <li>□ Quiz 20 (based on Quizlet 07.3)</li> <li>🌀 7.3. Neue Berufe</li> </ul>
26	Do. 31.10.		<ul style="list-style-type: none"> <li>□ Aufgabe 20</li> <li>□ Quizlet 07.4</li> <li>□ Quizlet 07.5</li> </ul>	<ul style="list-style-type: none"> <li>□ Quiz 21 (based on Quizlets 07.4 &amp; 07.5)</li> <li>🌀 7.4. Ich muss um sieben Uhr aufstehen. Und du?</li> <li>🌀 7.5. Ich habe keinen Chef</li> </ul>
27	Mo. 04.11.	08. Berlin sehen	<ul style="list-style-type: none"> <li>□ Aufgabe 21</li> <li>□ Quizlet 08.1</li> <li>□ Quizlet 08.2</li> </ul>	<ul style="list-style-type: none"> <li>□ Quiz 22 (based on Quizlets 08.1 &amp; 08.2)</li> <li>🌀 8.1. Mit der Linie 100 durch Berlin</li> <li>🌀 8.2. Wie komme ich zur Friedrichstraße?</li> </ul>
28	Mi. 06.11.		<ul style="list-style-type: none"> <li>□ Aufgabe 22</li> <li>□ Quizlet 08.3</li> </ul>	<ul style="list-style-type: none"> <li>□ Quiz 23 (based on Quizlet 08.3)</li> <li>🌀 8.3. Wohin gehen die Touristen?</li> </ul>
29	Do. 07.11		<ul style="list-style-type: none"> <li>□ Aufgabe 23</li> <li>□ Quizlet 08.4</li> </ul>	<ul style="list-style-type: none"> <li>□ Quiz 24 (based on Quizlet 08.4)</li> <li>🌀 8.4. Die Exkursion</li> </ul>



LV	Datum	Thema	Hausaufgaben	Arbeit in der Klasse
30	Mo. 11.11.	09. Ab in den Urlaub	<ul style="list-style-type: none"> <li>▢ Aufgabe 24</li> <li>▢ Quizlet 09.2</li> <li>▢ Quizlet 09.1</li> </ul>	<ul style="list-style-type: none"> <li>▢ Quiz 25 (based on Quizlets 09.1 &amp; 09.2)</li> <li>🌀 9.1. Willkommen im Reiseland Deutschland</li> <li>🌀 9.2. Familie Martens im Urlaub</li> </ul>
31	Mi. 13.11.		<ul style="list-style-type: none"> <li>▢ Aufgabe 25</li> <li>▢ Quizlet 09.3</li> <li>▢ Quizlet 09.4</li> </ul>	<ul style="list-style-type: none"> <li>▢ Quiz 26 (based on Quizlets 09.3 &amp; 09.4)</li> <li>🌀 9.3. Was ist passiert?</li> <li>🌀 9.4. Urlaubsplanung und Ferientermine</li> </ul>
32	Do. 14.11.		<ul style="list-style-type: none"> <li>▢ Aufgabe 26</li> <li>▢ Quizlet 09.5</li> </ul>	<ul style="list-style-type: none"> <li>▢ Quiz 27 (based on Quizlets 09.5)</li> <li>🌀 9.5. Urlaub mit dem Auto</li> <li>🌀 Station 3 • Wiederholung</li> </ul>
33	Mo. 18.11.	10. Essen und trinken	<ul style="list-style-type: none"> <li>▢ Aufgabe 27</li> <li>▢ Quizlet 10.1</li> <li>▢ Quizlet 10.2</li> </ul>	<ul style="list-style-type: none"> <li>▢ Quiz 28 (based on Quizlets 10.1 &amp; 10.2)</li> <li>🌀 10.1. Lebensmittel auf dem Markt und im Supermarkt</li> <li>🌀 10.2. Einkaufen</li> </ul>
34	Mi. 20.11.		<ul style="list-style-type: none"> <li>▢ Aufgabe 28</li> <li>▢ Quizlet 10.3</li> </ul>	<ul style="list-style-type: none"> <li>▢ Quiz 29 (based on Quizlet 10.3)</li> <li>🌀 10.3. Über Essen sprechen</li> </ul>
35	Do. 21.11.		<ul style="list-style-type: none"> <li>▢ Aufgabe 29</li> <li>▢ Quizlet 10.4</li> <li>▢ Quizlet 10.5</li> </ul>	<ul style="list-style-type: none"> <li>▢ Quiz 30 (based on Quizlets 10.4 &amp; 10.5)</li> <li>🌀 10.4. Was ich gern mag</li> <li>🌀 10.5. Ein Rezept</li> </ul>
36	Mo. 25.11.	11. Kleidung und Wetter	<ul style="list-style-type: none"> <li>▢ Aufgabe 30</li> <li>▢ Quizlet 11.1</li> <li>▢ Quizlet 11.2</li> </ul>	<ul style="list-style-type: none"> <li>▢ Quiz 31 (based on Quizlets 11.1 &amp; 11.2)</li> <li>🌀 11.1. Modetrends im Frühling und Sommer</li> <li>🌀 11.2. Kleidung und Farben</li> </ul>
37	Di 26.11		<ul style="list-style-type: none"> <li>▢ Aufgabe 31</li> <li>▢ Quizlet 11.3</li> </ul>	<ul style="list-style-type: none"> <li>▢ Quiz 32 (based on Quizlet 11.3)</li> <li>🌀 11.3. Einkaufsbummel</li> </ul>
38	Mo 02.12		<ul style="list-style-type: none"> <li>▢ Aufgabe 32</li> <li>▢ Quizlet 11.4</li> </ul>	<ul style="list-style-type: none"> <li>▢ Quiz 33 (based on Quizlet 11.4)</li> <li>🌀 11.4. Es gibt kein schlechtes Wetter ...</li> </ul>
39	Mi. 04.12.	12. Körper und Gesundheit	<ul style="list-style-type: none"> <li>▢ Aufgabe 33</li> <li>▢ Quizlet 12.1</li> <li>▢ Quizlet 12.2</li> </ul>	<ul style="list-style-type: none"> <li>▢ Quiz 34 (based on Quizlets 12.1 &amp; 12.2)</li> <li>🌀 12.1. Von Kopf bis Fuß</li> <li>🌀 12.2. Bei der Hausärztin</li> </ul>
40	Do. 05.12.		<ul style="list-style-type: none"> <li>▢ Aufgabe 34</li> <li>▢ Quizlet 12.3</li> </ul>	<ul style="list-style-type: none"> <li>▢ Quiz 35 (based on Quizlet 12.3)</li> <li>🌀 12.3. Empfehlungen und Anweisungen</li> </ul>
41	Mo. 09.12.		<ul style="list-style-type: none"> <li>▢ Aufgabe 35</li> <li>▢ Quizlet 12.4</li> </ul>	<ul style="list-style-type: none"> <li>▢ Quiz 36 (based on Quizlet 12.4)</li> <li>🌀 12.4. Emotionen</li> <li>🌀 Station 4 • Wiederholung</li> </ul>
42	Mi. 11.12.		▢ Aufgabe 36	! Vorbereitung auf die Klausur
	XX. XX.12. 00.00-00.00		<ul style="list-style-type: none"> <li>▢ Aufgabe 12.3</li> <li>▢ Aufgabe 12.4</li> </ul>	☆ Klausur (= Final Examination)

**The instructor reserves the right to make changes to the Syllabus.**

The latest version of this Syllabus is available on Canvas.