
German Conversation



Course Number: 01:470:104:01

Semester: Fall 2016

Course Index: 18707

Credits: 1

Meetings: Wednesdays, 2:50–4:10 (Period 5) • AB-2200 (RU Academic Building, Room 2200)

Prerequisites: This course is designed for beginning students, i.e. those without prior knowledge of German. This course may be taken together with German 101 or 102 or independently.

Instructor: Anna Mayer

Office Address: Department of Germanic, Russian and East European Languages and Literatures
RU Academic Building, 17 Seminary Place, New Brunswick, NJ 08003

Office Phone: 732.932.7201

E-mail address: anna.mayer@rutgers.edu

Office Hours: TBA & by appointment
Scheduled meetings are given priority over walk-ins.

Course Description

This course will introduce students to the language and culture of German-speaking countries focusing on the language competencies particularly relevant for oral communication in everyday situations.

The course consists of six thematically connected modules two sessions each:

1. **Hallo! Ich heiße...** • In this module, students learn to speak about themselves. They prepare to provide a basic information about themselves and engage in a simple dialog with people they might meet. They learn how to greet people, introduce oneself, and say goodbye.
2. **Meine Familie** • In this module, students learn how to speak about their family members, and ask questions about the family.
3. **Mein Studium** • In this module, students learn how to speak about the university and their studies.
4. **Mein Zimmer** • This module focuses on the inanimate objects around us relevant to our everyday situations, such as house, room, classroom, and the objects in them.
5. **Wie ist das Wetter heute?** • This module focuses on the discussion of weather. Students learn to describe the weather and ask questions about it.
6. **Was machen Sie gern?** In this module, students learn how to express the likes and dislikes as well as basic comparisons.

By the end of the semester students will be able to:

- speak about themselves;
- ask basic questions;
- share basic information about their families and relatives;
- speak about their studies;
- speak about objects relevant to everyday situations;
- speak about the weather;
- express likes and dislikes.

The course is taught in German with some explanation of grammar points and cultural references in English.

Course Requirements

Class Participation • 24%

Active class participation is crucial for language learning. The following are the rubrics for participation:

	Attentiveness	Contribution	Use of German
Expectations are exceeded (90–100%)	The student always pays attention.	The student is always eager to contribute to class discussion, exercises, and group work. The student often asks questions. The student always volunteers answers.	The student speaks only German during class.
Expectations are met (80–89%)	The student pays attention most of the time.	The student is usually eager to contribute to class discussion, exercises, and group work. The student occasionally asks questions and volunteers answers most of the time.	The student speaks German almost always during class.
Expectations are barely met (70–79%)	The student sometimes pays attention.	The student is occasionally eager to contribute to class discussion, exercises, and group work. The student occasionally asks questions and sometimes volunteers answers.	The student speaks German most of the time during class, but sometimes still switches to English.
Expectations are not met (65–69%)	The student rarely pays attention.	The student almost never contributes to class discussion, exercises, and group work. The student almost never asks questions or volunteers answers.	The student speaks German some of the time during class, and often switches to English.

Homework Assignments • 36%

- The homework assignments listed in the Syllabus must be completed by the date indicated. Please note that for each day that an assignment is overdue 10% of its score will be deducted.
- There will be homework assignments not listed on the Syllabus given by the instructor during class.

Vocabulary Quizzes • 16%




Learning vocabulary is a crucial part of mastering a language. Each session students will write a 3-minute quiz based on the vocabulary portion learned for that session.

Oral Tests • 24%

At the end of each module, students will complete a speaking test outside the classroom using the online tool *Vocaroo* (<http://vocaroo.com>) and send the audio file to the instructor by e-mail. The detailed instructions for each oral test will be uploaded on Sakai. These tasks will allow the students to demonstrate comprehensibility and fluency of their speech, their use of acquired vocabulary and grammar structures.

Assessment

Grade Composition

Aspect	Percentage
 Class Participation (12)	24%
 Homework Assignments (6)	36%
<input checked="" type="checkbox"/> Vocabulary Quizzes (12)	16%
 Oral Tests (6)	24%

Grade Distribution

Grade	Points (%)
A	90–100
B+	85–89
B	80–84
C+	75–79
C	70–74
D	65–69
F	Below 65

Study Materials

1. The course does not require a textbook. All course materials are on Sakai or distributed as handouts.
2. Recommended: Cecile Zorach, Charlotte Melin, Elizabeth A. Kautz. *English Grammar for Students of German: The Study Guide for Those Learning German*. 6th ed. Ann Arbor, MI: The Olivia & Hill Press, 2014. ISBN-13: 9780934034432

Course Website

- **Sakai** (<http://sakai.rutgers.edu>) is the general website for our course. All students officially enrolled in this course already have access to it. Students who do not have access need to contact the instructor. Students should check the website frequently for the most recent announcements and assignments.

Recommended Activity

German Movie Nights

All Rutgers students of German are invited to German Movie Nights organized bi-weekly on every other Wednesday at 8 p.m.; location TBA. The movies are shown in German with English subtitles. Admission is free.

Department and School Policies

Academic Integrity

Violation of academic integrity is an extremely serious matter; it can lead to a student's failing the course and being referred to the University's Office of Student Conduct for disciplinary action. When referring to ideas other than their own, students should always acknowledge their sources clearly and completely, whether they are quoting or paraphrasing. Note also that use of online translation services is not permitted as a tool for generating work submitted for course credit. Please see the University's policies on academic integrity at <http://academicintegrity.rutgers.edu> and discuss with the instructor any questions about this and related issues.

Attendance

All students must attend regularly and arrive prepared. If a student expects to miss one or two classes, he/she should use the University Self-Reporting Absence website (<https://sims.rutgers.edu/ssra>) to indicate the date and the reason for the absence. An e-mail notification is automatically sent to the instructor. Those who miss more than two class sessions without a compelling excuse should expect a one-step reduction in the course grade (i.e. an A becomes a B+, a B+ becomes a B). Every additional three absences may entail a further one-step grade-reduction. Three late arrivals count as one absence.

Note: It is the responsibility of the student who has been absent (for any reason) to find out what he/she has missed and obtain materials that may have been handed out.

Electronic Devices

Cell phones and all other electronic devices (iPods, iPads, tablets, audio players, etc.) must be turned off during class out of respect for fellow students and the instructor.

Disability Support Services

Students who may be requesting accommodations due to disabilities are encouraged to familiarize themselves with procedures and policies regarding disability support services at the following website: <http://disabilityservices.rutgers.edu>. It is recommended that students seeking accommodations begin filing paperwork as soon as possible as the documentation review process may take up to 30 business days. Students are encouraged to speak with the instructor about these issues at the beginning of the term. All such conversations are kept strictly confidential.

Additional Assistance

Students are encouraged to come to their instructor's office hours with any questions and problems pertaining to class. Any student who needs additional help should contact the Learning Resource Center or the Department's tutors as soon as possible. Additional practice is available at the conversation tables offered each semester at the Language Institute. Informal conversation sessions are also held weekly in the Rutgers Student Center. Check the Department website for further details: <http://german.rutgers.edu>.

Communication with the Instructor

@ E-Mail

The best way to contact the instructor outside the classroom is to e-mail anna.mayer@rutgers.edu. Generally, the e-mails are answered within two business days. The e-mail subject line should start with **104 – FirstName**, e.g. **104 – Michael – Question re....** This will help direct the message to the correct folder for quick processing. If the subject line is formatted differently, the message may be read with delay.


📎 Progress Reports


On the dates indicated in the Syllabus, students will write short progress reports, where they reflect upon the course and their individual progress. They will describe what they have learned, what more they would like to learn, what aspects of the course they like or dislike and why. The reports are not graded. They help the instructor better coordinate the students' expectations and progress with the learning goals of the course. The reports have to be sent as PDF files named **104 – Progress Report # – FirstName.pdf**, e.g. **104 – Progress Report 2 – Michael.pdf** and attached to an e-mail message sent to pichugin@rutgers.edu with the subject line starting **104 – Progress Report # – FirstName**, e.g. **104 – Progress Report 2 – Michael**.


Semesterplan


Legend:
 = Hausaufgabe = Homework


W = Wortschatz = Vocabulary for learning



































 = Information related to German-language culture

 = Vocabulary Quiz

 = Work with video clips

 = Oral test

 = Progress report sending date

LV	Datum	Thema	Hausaufgaben	Arbeit in der Klasse
01	Di 25.01.	Einführung		Einführung – Kennenlernen – Semesterplan
02	Di 25.01.	Modul 1 Hallo! Ich heiße...	W 1.1 • Hallo! Ich heiße ...  Aufgabe 1	<input checked="" type="checkbox"/> 1.1 • Hallo! Ich heiße...  Greetings in different German-speaking regions  Dialoge
03	Di 25.01.		W 1.2 • Woher kommen Sie?  Oral Test 1  vocaroo.com	<input checked="" type="checkbox"/> 1.2 • Woher kommen Sie?  Nationalities  Dialoge
04	Di 25.01.	Modul 2 Meine Familie	W 2.1 • Familie  Aufgabe 2  Fortschrittsbericht 1 (Progress Report 1)	<input checked="" type="checkbox"/> 2.1 • Familie  Dialoge
05	Di 25.01.		W 2.2 • Berufe  Oral Test 2  vocaroo.com	<input checked="" type="checkbox"/> 2.2 • Berufe  Dialoge
06	Di 25.01.	Modul 3 Mein Studium	W 3.1 • Universität  Aufgabe 3	<input checked="" type="checkbox"/> 3.1 • Universität  Dialoge
07	Di 25.01.		W 3.2 • Studienfächer  Oral Test 3  vocaroo.com	<input checked="" type="checkbox"/> 3.2 • Studienfächer  Dialoge
08	Di 25.01.	Modul 4 Mein Zimmer	W 4.1 • Zimmer  Aufgabe 4	<input checked="" type="checkbox"/> 4.1 • Zimmer  Dialoge
09	Di 25.01.		W 4.2 • Gegenstände  Oral Test 4  vocaroo.com	<input checked="" type="checkbox"/> 4.2 • Gegenstände  Dialoge
10	Di 25.01.	Modul 5 Wie ist das Wetter heute?	W 5.1 • Wetter  Aufgabe 5  Fortschrittsbericht 2	<input checked="" type="checkbox"/> 5.1 • Wetter  Dialoge
11	Di 25.01.		W 5.2 • Jahreszeiten  Oral Test 5  vocaroo.com	<input checked="" type="checkbox"/> 5.2 • Jahreszeiten  Dialoge
12	Di 25.01.	Modul 6 Was machen Sie gern?	W 6.1 • Hobbys  Aufgabe 6	<input checked="" type="checkbox"/> 6.1 • Hobbys  Dialoge
13	Di 25.01.		W 6.2 • Ferien  Oral Test 6  vocaroo.com	<input checked="" type="checkbox"/> 6.2 • Ferien  Dialoge
14	Di 25.01.	Zusammenfassung	Wiederholung	Zusammenfassung

The instructor reserves the right to make changes to the Syllabus.

The latest version of this Syllabus is available on [Sakai](#) → [Syllabus](#).